

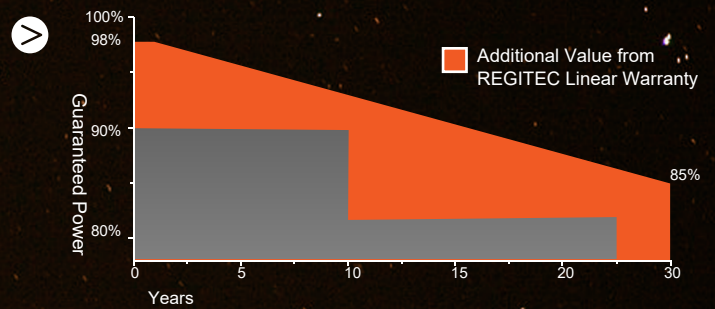
➤ **RMH66-645~670S1**
645~670 Watt

210mm 132Cells PV Module

BLACK *BLACK FRAME/BLACK BACK-SHEET PRODUCTS ARE AVAILABLE UPON REQUEST

➤ **25** years product warranty

30 years performance warranty



➤ **PRODUCT FEATURE**

- High transmissivity, low-iron tempered glass.
- Using high efficiency mono solar cells
- Excellent performance in low-light environments
- High quality junction box and connector systems
- 100% inspection, to guarantee the reliability of solar systems
- Anti LID
- Anti PID
- Lower temperature coefficient
- Quality RFID Tracking

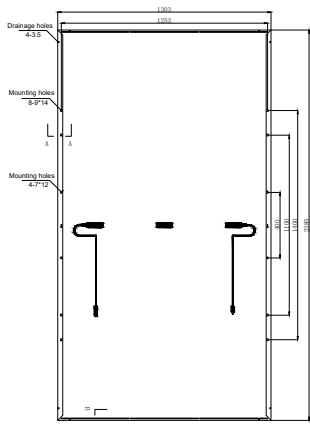
➤ **MANAGEMENT SYSTEM**

- ISO 9001:** Quality management system
- ISO 14001:** Standard for environmental management system
- OHSAS 18001:** International standard for occupational health and safety assessment system

➤ **PRODUCT CERTIFICATES**



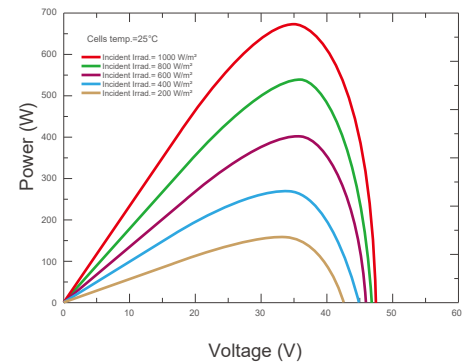
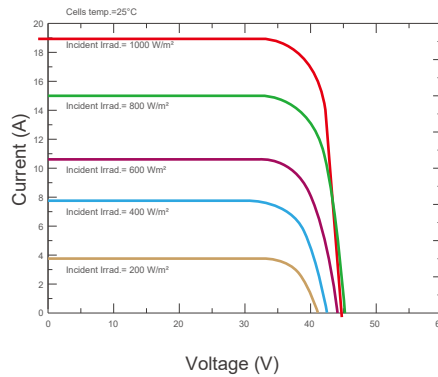
Dimension Drawing



All Dimensions in mm
The above drawing is a graphical representation of the product.
For engineering quality drawings please contact REGITEC.

I-V Graph

Current-Voltage & Power-Voltage Curves (RMH66-670S1)



Electrical Characteristics (STC/NOCT)

Module Type	RMH66-645S1		RMH66-650S1		RMH66-655S1		RMH66-660S1		RMH66-665S1		RMH66-670S1	
	STC	NOCT	STC	NOCT	STC	NOCT	STC	NOCT	STC	NOCT	STC	NOCT
Maximum Power- Pmax(W)	645	488	650	492	655	496	660	500	665	503	670	507
Open Circuit Voltage - Voc(V)	41.0	42.4	41.2	42.6	41.4	42.8	41.6	43.0	45.8	43.2	46.0	43.4
Short- Circuit Current - Isc(A)	18.37	14.81	18.42	14.85	18.47	14.88	18.52	14.92	18.57	14.96	18.62	15.0
Voltage at Pmax -Vmp(V)	37.2	34.7	37.4	34.9	37.6	35.1	37.8	35.3	38	35.5	38.2	35.7
Current at Pmax - Imp(A)	17.31	14.05	17.35	14.09	17.40	14.13	17.44	14.18	17.49	14.22	17.54	14.25
Module Efficiency -ηm(%)	20.7	/	20.9	/	21.0	/	21.2	/	21.4	/	21.6	/
Power Tolerance(W)	(0, +4.99W)											
Maximum System Voltage(V)	1500Vdc (IEC / UL)											
Maximum Series Fuse Rating (A)	35A											

STC : Irradiance 1000W/m², Cell Temperature 25°C, Air Mass 1.5

NOCT : Irradiance 800W/m², Ambient Temperature 20°C, Air Mass 1.5, Wind Speed 1m/s

Mechanical Specifications

External Dimensions	2384x1303x35mm
Weight	38,8kg
Solar Cells	Mono crystalline 210mm (2x66pcs)
Front Glass	AR Coated 3.2 mm tempered glass
Frame	Anodized aluminum alloy
Junction Box	IP68
Output Cables	4.0mm², 50cm (+), 50cm (-), length can be customized
Connector	MC4 Compatible
Mechanical Load	Front Side Max. 5400Pa, Rear Side Max. 2400Pa

Packing Configuration

	2411x1323x35mm	
Container	20'GP	40'HQ
Pieces per Pallet	31	31
Pallets per Container	5	18
Pieces per Container	155	558

Temperature Characteristics

Pmax Temperature Coefficient	-0.34%/°C
Voc Temperature Coefficient	-0.25%/°C
Isc Temperature Coefficient	+0.04%/°C
Operating Temperature	-40~+85°C
Nominal Operating Cell Temperature(NOCT)	45±2°C